

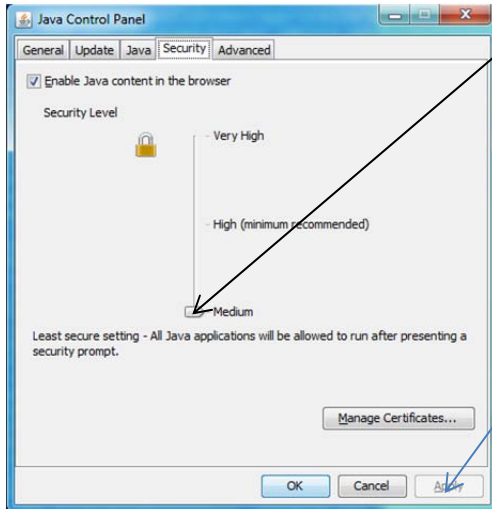
Programs and Features – uninstall all Java

Restart

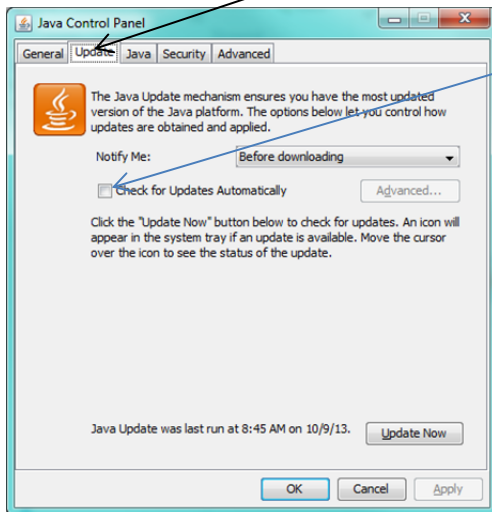
Log back into CAP – HR – Time card approval

Click Install button on bar at bottom of page when prompted

Go into Control Panel –JAVA- Security- Move security to Medium-click Apply



Next click on the “Update” tap and uncheck the “Check for Updates Automatically”



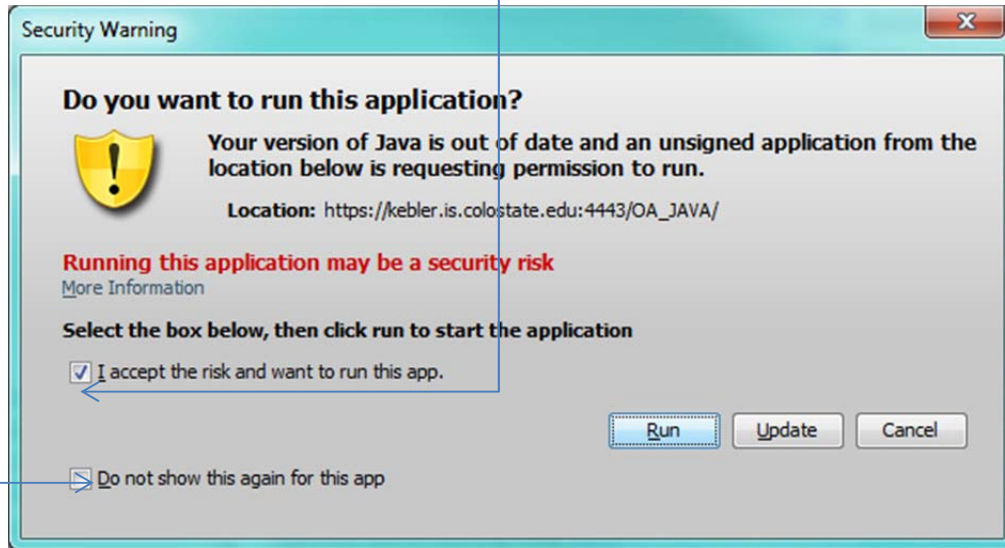
Log Back into CAP- HR – Time card approval

A gray box will pop up; click” Next” (if there is not a box move to the next step)

Another gray box pops up saying you're trying to run an old version, do you want to update. There's 3 choices – Check the box next to “I accept the risk and want to run this app.”

Check the box next to “Do not show this again for this app.”

“Run, Update, Cancel” are the option on the right. Click “Run” after all boxes are checked.



Close out of the HR tab, reopen from the CAP page and make sure time card runs.