



An 8-State Study of 614 AgrAbility Clients' Perceptions and Outlook on the Future

Background: In 2003, the National AgrAbility Project conducted the first multi-state survey of clients focusing on demographics, reported capabilities, opinions, perceived impact of assistance, and perceived impact of disability. Of 16 invited projects, the following information represents the results of 8 state projects that have completed the process at this time (CO, MS, IA, MN, WI, NE, UT, and MO). A Dillman-style mail based questionnaire was sent to a total of 1,068 clients in 8 states; 614 were completed and returned for a response rate of 57.5%.

General Demographics:

- Total # respondents: 614
- Male 84.6% Female 15.4%
- Average age: 53 (N = 533)
- Range 7-93; S.D. = 14

Marital Status:

- Single 13.2%
- Married 70.7%
- Divorced 11.8%
- Widowed 4.3%

Working Status:

- Farming (full-time) 42.7%
- Farming (part-time) 27.5%
- Unable to work 19.0%
- Retired 9.0%
- Looking for work 1.3%

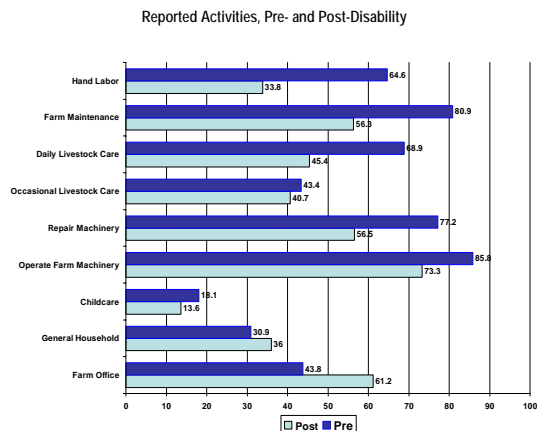
Reported Cause of Disability

- Non-Ag. Health Condition 47.7%
- Agricultural Incident 34.5%
- Non-Ag Incident 17.7%

Most Frequently Reported Disability*

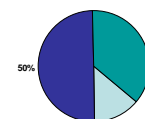
- Back Injury 19.6%
- Other 19.6%
- Spinal Cord Injury 19.3%
- Arthritis 19.1%
- Amputation 13.9%
- Joint Injury 13.1%

* Total n reported (multiple response table)

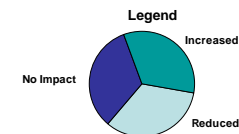
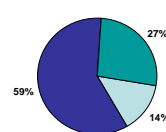


Reported impact of assistance on farm productivity and farm financial return.

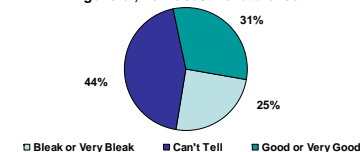
Impact of Assistance on Farm's Productivity



Impact of Assistance on Farm's Financial Return



In general, how does the future look:



Using Simultaneous Multiple Linear Regression we found that a combination of four independent variables makes a significant contribution to predicting the future outlook of AgrAbility clients, $F(5, 387) = 34.91, p < .001$, which is better than any one by itself.

Four predictive independent variables and regression analysis summary

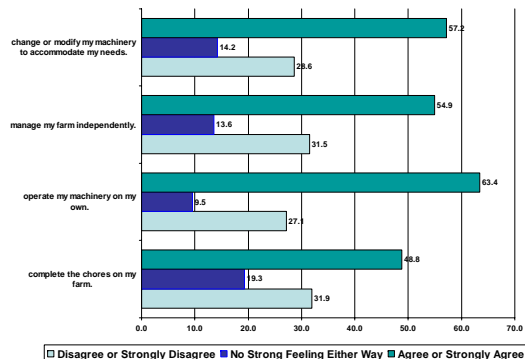
Variable	B	SEB	β
I am able to manage my chores, machinery, and farm.	.21	.04	.29***
My condition or disability impacted my farm's productivity and financial return.	.28	.06	.22***
The assistance I received impacted my farm's productivity and financial return.	.37	.06	.27***
I have received assistance to make my home more accessible.	.08	.03	.14**
Constant	.20	.23	

Note. $R^2 = .31; F(5, 387) = 34.91, p < .001; **p < .01; ***p < .001$.

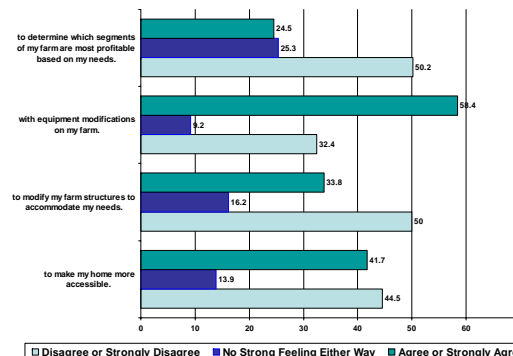
The adjusted R squared value was .30. This indicates that 30% of the variance in future outlook was explained by the model. Cohen's (1988) interpretation of this R^2 is that it is a large effect—one that is larger than typical.

We also tested the variable "I am able to modify my equipment with the assistance I received" and found that it did not contribute to the prediction of future outlook.

Reported Abilities: Respondents rated the following based on the statement: I am able to...



Reported Assistance: Percent of respondents rated the following based on the statement: I have received assistance...



The AgrAbility Project was established in 1991 to assist people with disabilities employed in agriculture. The project links the Cooperative Extension System at a land-grant university with a private non-profit disability service organization to provide practical information, education, and service that promote independence in agricultural production and rural living. There are 24 funded projects (see map) working at the state or regional level. The National AgrAbility Project is also funded to provide support and technical assistance to the state and regional projects as well as to individuals in states without project staff. The Cooperative State Research, Education and Extension Service (CSREES), an agency of the U.S. Department of Agriculture, administers the AgrAbility Project. USDA Grant #2000-41590-0932. AAPosterNational6.2004 (Rev. 6.1504a)



Robert J. Fetsch, Ph.D.
 Director, Colorado AgrAbility Project
 Department Human Development
 & Family Studies
 Colorado State University
 Fort Collins, CO 80523-1570
 970-491-5648
 fetsch@cchs.colostate.edu

Robert H Meyer & Leah Nell Adams, Evaluation Specialists
 National AgrAbility Project
 Biological Systems Engineering Department
 University of Wisconsin-Madison
 460 Henry Mall
 Madison, WI 53706
 866-259-6280
 Email: rhmeyer1@wisc.edu, lnadams@wisc.edu

