

San Luis Valley Research Center - Facilities




Facilities



Facilities



Facilities



Facilities



Facilities



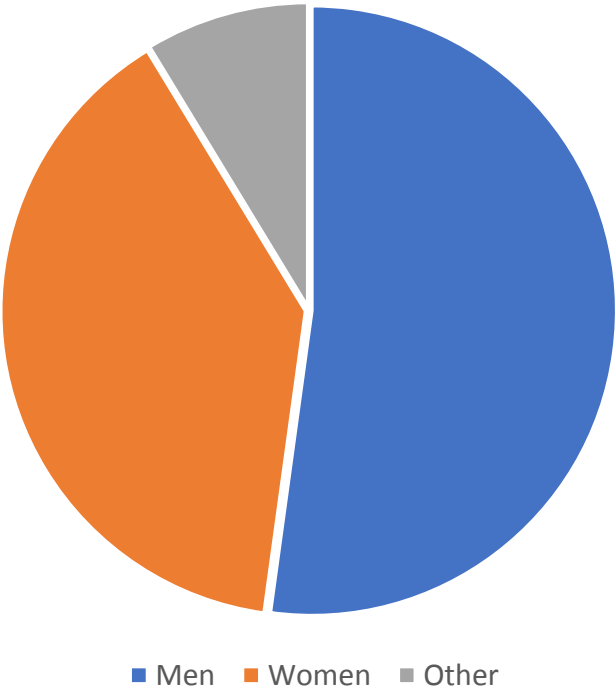
Facilities



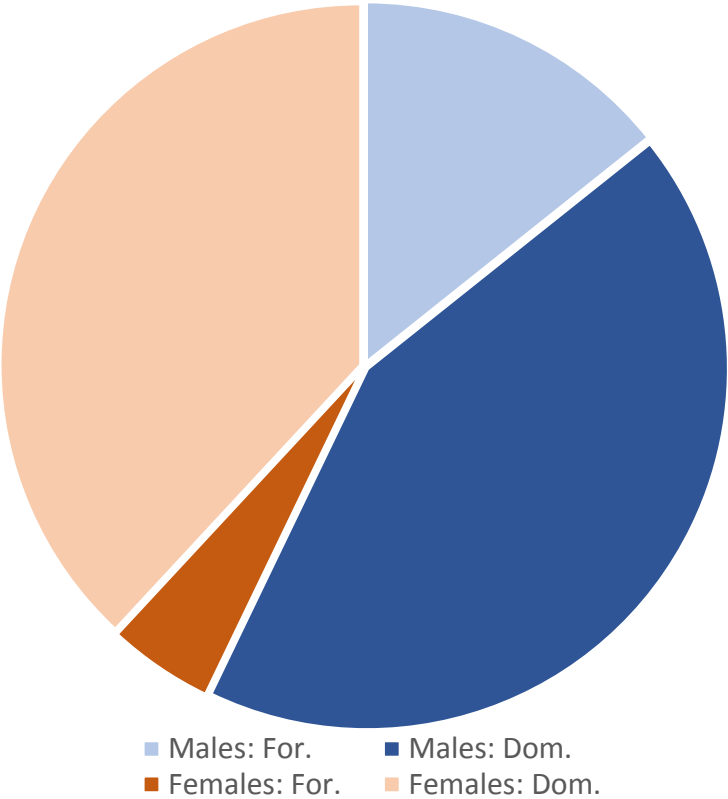
Employees

- 21 Full-Time Employees
- Up to 55 people on site throughout the year
 - Temporaries, Graduate Students, Others
- 9 Natives & 12 Transplants

SLVRC Employees



SLVRC Origins



SLVRC Emp. Longevity

- M: 0 to 9
- M: 10 to 19
- M: 20 to 29
- M: 30+
- F: 0 to 9
- F: 10 to 19
- F: 20 to 29
- F: 30+
- O: 1 year

Programs

Post-Harvest Physiology



Cultural Management



Pathologist-To-Be

Potato Breeding



Potato Certification Services



Farm Operations



Support Staff

