


MAKING
BETTER
DECISIONS

Cooperative Extension
Colorado State University

1997 Colorado Corn
Performance Trials



Agricultural Experiment Station

Colorado
State
University

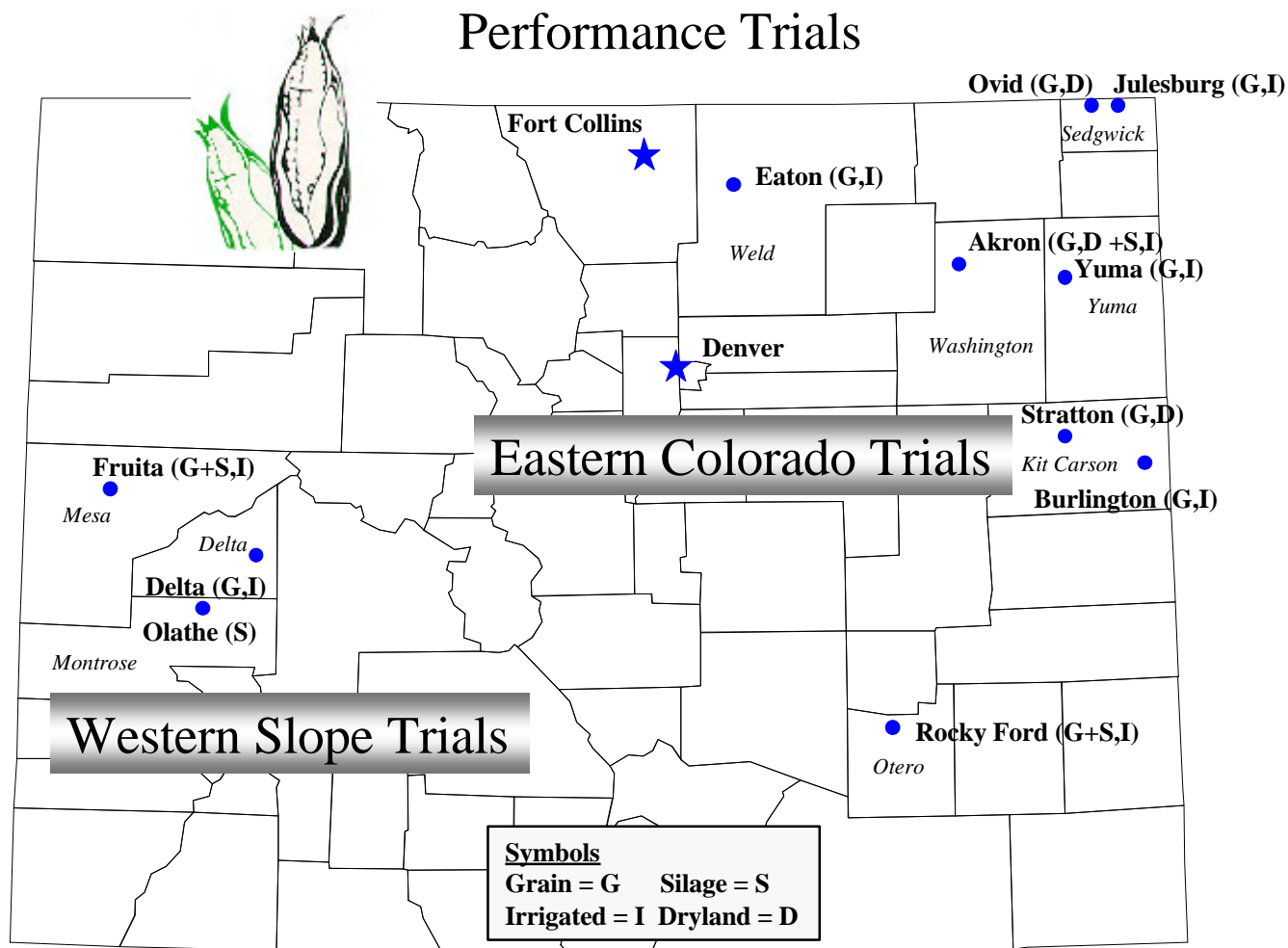
Colorado State University, U.S. Department of Agriculture and
Colorado counties cooperating. Cooperative Extension programs
are available to all without discrimination.

\$3.00

KNOW YOUR CORN IMPROVEMENT TEAM

Jerry J. Johnson, Extension Specialist Crop Production, (970) 491-1454
 John F. Shanahan, Professor, Extension Crop Specialist (970) 491-1920
 Frank C. Schweissing, Superintendent, Arkansas Valley Research Center (719) 254-6312
 Harold M. Golus, Superintendent, Fruita Research Center (970) 858-3629
 Calvin H. Pearson, Professor, Fruita Research Center (970) 858-3629
 James P. Hain, Research Associate, Soil and Crop Sciences, (970) 345-2259
 Cynthia L. Johnson, Research Associate, Soil and Crop Sciences, (970) 491-1914
 Mark A. Weimer, Research Associate, Soil and Crop Sciences, (970) 407-1841

1997 Colorado Corn Variety Performance Trials



ACKNOWLEDGMENTS

The authors express their gratitude to the Colorado farmers who generously contributed the use of their land, equipment, and time to conduct these trials for the good of all Colorado corn producers: Burlington - Dennis Coryell; Eaton - Gary Hoffner; Delta - Wayne Brew; Julesburg - Gene Bauerle; Ovid - Dean Pirrie; Olathe - David Seymour; Stratton - Tim Pautler; Wiggins - Larry Rothe; and Yuma - Byron Weathers. We also acknowledge the participation of the Colorado Experiment Stations at Akron (Central Great Plains Field Station), Fruita (Fruita

Technical Report TR 97-12

Agricultural
Experimental
Station

Department of
Soil and Crop
Sciences

Cooperative
Extension

November
1997

Research Center), and Rocky Ford (Arkansas Valley Research Center).

TABLE OF CONTENTS

Introduction	1	
The 1997 Cropping Season	1	
Eastern Colorado Irrigated Hybrid Grain Corn Performance Data	2	
Eaton	Table 1-2	3
Irrigated Grain Cultural Conditions in 1997	Table 3	3
Julesburg	Table 4-5	4
Rocky Ford	Table 6-7	5
Wiggins	Table 8-9	6
Yuma	Table 10-11	7
Dryland Hybrid Grain Corn Performance Data	8	
Dryland Cultural Conditions in 1997	Table 12	8
Akron	Table 13-14	9
Ovid	Table 15-16	9
Stratton	Table 17-18	10
Western Slope Hybrid Grain Corn Performance Data	10	
Western Slope Grain Cultural Conditions in 1997	Table 19	10
Fruita Long Season	Table 20-21	11
Fruita Short Season	Table 22-23	11
Corn Silage Hybrid Performance Data for Eastern Colorado and the Western Slope	12	
Silage Cultural Conditions in 1997	Table 24	12
Akron	Table 25	13
Rocky Ford	Table 26-27	13
Fruita	Table 28-29	14
Olathe	Table 30-31	14
Seed Company Entrants in the 1997 Colorado Corn Performance Trials	14	
Entry Forms for 1998 Trials	15	
Additional Copy Request	15	

1997 COLORADO CORN PERFORMANCE TRIALS

Introduction

Colorado corn producers annually plant approximately one million acres of hybrid corn, for grain and silage. Hybrid corn seed **in the amount of \$30 million** is purchased every year by Colorado corn producers from hybrid seed corn companies. The Colorado seed corn market attracts many commercial seed companies, each with a host of hybrids to sell to our producers. Aggressive marketing by some companies, variable climatic conditions, innovations from biotechnology, and rapid evolution of new hybrid lines make it difficult for Colorado corn producers to choose the best hybrid for their farm.

To help corn growers make better hybrid decisions, Colorado State University personnel evaluate commercial corn hybrids at multiple locations to provide reliable and unbiased hybrid performance information to Colorado corn growers. Participation by the seed companies in the state trials is completely voluntary. All commercial companies are given the opportunity to enter one or more hybrids at any location. In addition to paid entries, each cooperating grower selects two commercial hybrids of local importance to be entered in the trial. Reference to commercial companies or hybrids is made with the understanding that no discrimination is intended and no endorsement is implied by Colorado State University.

In 1997 corn grain hybrids were tested under irrigation at six Eastern Colorado locations and three Western Slope locations. Dryland corn hybrids were tested at three locations in Eastern Colorado. Silage corn hybrids were tested at two Eastern Colorado locations and two Western Slope locations. Eastern Colorado trials were conducted by Colorado State University's Department of Soil and Crop Sciences (Crops Testing), and Western Slope trials were conducted by Harold Golus and Calvin Pearson of the Fruita Research Center, Colorado Agricultural Experiment Station.

A randomized complete block field design with three replicates was used at all Eastern Colorado irrigated trials and four replicates were used in all dryland trials. Target populations for the trials were 32,000 and 15,000 seeds per acre for irrigated and dryland trials, respectively. Irrigated trials were

planted at 15% above target population and dryland trial target populations were attained by hand thinning. The center two rows (200 ft²), of four row plots, were harvested for grain yield. Western Slope trials were planted with a White Air Planter at a target population of 33,500 seeds per acre. All Western Slope trials were furrow-irrigated. Plot area harvested was approximately 230 ft².

All grain yields are reported in bushels per acre adjusted to 15.5% moisture content. Additional variables reported are grain moisture at harvest, test weight, plant height, lodging and/or stalk breakage, plants per acre, and ear drop. Ears dropped per plot are counted at the time of harvest, but fallen ears are not shelled nor included in the plot yields. A silk date is reported for the Rocky Ford trial. For the silage trials, yields are reported in tons per acre adjusted to 70% moisture content. The moisture content of the silage at harvest is also reported, as an indicator of hybrid maturity at harvest. The least significant difference (LSD) value, $\alpha=0.30$, is reported for yield. Carmer (1976) found that producers' risk of economic loss was minimized by using LSD alpha values of 0.20 to 0.40 when selecting hybrids based on crop performance trials. The coefficient of variation (CV) for yield is also reported.

The 1997 Cropping Season

Our trials are a small sample of the agroclimatic conditions that influence corn production throughout Colorado. The 1997 corn cropping season in eastern Colorado was characterized by the following general phenomena:

- early to average date of planting in good conditions led to above average stand establishment.
- generally cloudy weather and low growing degree days (GDD) in early season.
- fewer hail storms than in 1996.
- average amounts of well-distributed precipitation.
- later than normal killing frost delayed maturity and led to above average harvest grain moisture.
- 1997 GDD very close to long-term average growing degree days.
- blizzard (10/25) with heavy snowfall and high winds led to severe lodging and ear drop of unharvested corn.

GDD calculations are accumulated from

May 1 to September 30 based on daily temperatures as the average daily high and low temperature minus 50° F. For calculating the mean daily temperature, a minimum temperature below 50 ° F is counted as 50 ° F, and a maximum above 86 ° F is counted as 86 ° F.

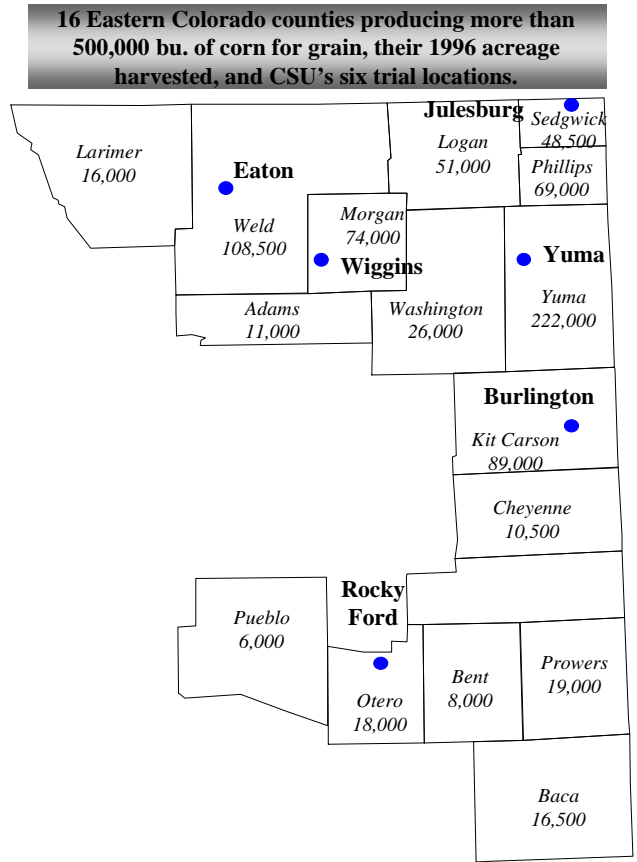
Reference: Carmer, S.G. 1976. Optimal significance levels for application of the least significant difference in crop performance trials. Crop Sci. 16:95-99.

Eastern Colorado Irrigated Hybrid Grain Corn Performance Data

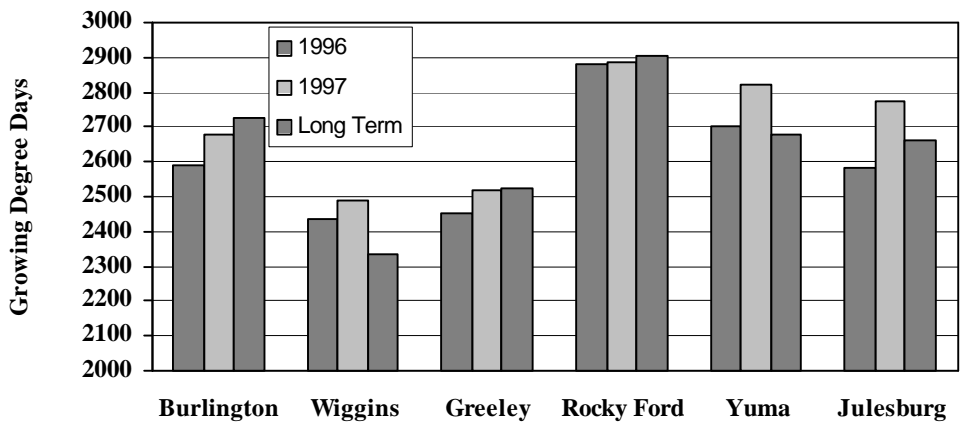
Each year about 750,000 acres of irrigated corn for grain are planted in Colorado, yielding 120-165 bu/acre, and producing upwards of 100,000,000 bu of corn with an approximate value of \$250 million. Irrigated corn producers spend about \$22 million a year for seed. CSU conducts hybrid performance trials to provide unbiased and reliable information to Colorado producers so they may select the best hybrid for their conditions.

The irrigated grain corn trial at Burlington was not harvestable as a result of the blizzard. Details concerning remaining stands following the bli

ZZ
ar
d
ca
n
be
ob
tai
ne
d
fr
o
m
C
yn
thi
a
Jo
hn



1997, 1996, and Long Term GDD at Eastern Colorado Irrigated Corn Hybrid Trial Locations



son Telephone (970) 491-1914; FAX number (970) 491-2758; or e-mail.

Mycogen 2395	183	19.4	53.5	72	32701
LG Seeds LG2473	181	22.8	52.1	82	31365
DEKALB DK449	179	19.6	52.9	81	32718
Pioneer brand 3563	179	24.4	53.0	70	32469
LG Seeds LG2483	179	24.2	50.2	74	33982
Grand Valley SX1230	178	23.0	53.4	72	33024
Cargill 3677	176	21.2	52.1	79	33908
LG Seeds LG2487	174	26.4	50.0	72	34208
DEKALB DK493	169	20.4	52.5	75	32041
Mycogen 2545	168	24.2	50.7	75	32707
DEKALB DK417	167	17.3	53.7	77	34658
Cargill 3911	167	21.6	53.2	76	32755
Mycogen 2500	161	19.9	53.0	67	33746
Patriot 3991	149	20.7	51.3	81	32385
Average	183	22.6	51.8	77	33001
CV%	9.0				
LSD _(.30)	14				

¹Trial conducted on the Gary Hoffner farm; seeded 4/22 and harvested 10/9. Lodging and ear drop were negligible in this trial. No insecticide was applied.

The single most important climatic factor determining irrigated corn yield is growing degree days. GDD in 1997 were close to long term average GDD.

Table 1. Irrigated Corn Hybrid Performance at Eaton in 1997¹

Hybrid	Yield	Grain Moisture	Test Weight	Plant Height	Density
	bu/ac	%	lb/bu	in	plants/ac
Grand Valley SX1231	205	23.6	50.3	84	34002
Grand Valley X7297	203	21.1	53.8	83	31572
Fontanelle 4193	202	25.4	52.0	74	32347
Patriot 4007	195	20.7	52.0	75	32534
Cargill 4111	194	25.8	50.8	85	33850
AgriPro AP 9340	194	24.9	50.1	84	33074
Patriot 4027	193	25.3	49.8	79	31678
DEKALB DK493 (BT)	192	22.3	51.6	78	33023
Grand Valley X7295	191	22.9	50.7	80	31259
Pioneer brand 37M81	191	17.3	54.6	77	35372
Patriot 4010	190	20.6	53.6	77	33801
DEKALB DK477	189	18.5	53.6	80	32894
Fontanelle 4997	188	25.4	53.0	73	32025
DEKALB DK566 (BT)	188	27.9	49.5	88	33893
Grand Valley SX1218	187	23.4	51.8	77	33000
AgriPro HY 9339	185	23.0	51.4	71	33980
Grand Valley SX1215	184	21.9	49.9	78	31990
Grand Valley SX1216	183	26.7	48.9	85	33077

Table 2. Average Irrigated Corn Hybrid Performance at Eaton, 1996-97

Hybrid	Yield	Test Weight	Grain Moisture
	bu/ac	lb/bu	%
Grand Valley SX1231	214	53.1	18.5
AgriPro AP 9340	210	52.6	18.9
AgriPro HY 9339	200	53.6	18.7
Patriot 4027	199	52.4	19.3
DEKALB DK477	195	54.4	15.2
Cargill 3677	185	54.7	17.3
LG Seeds LG2487	183	53.3	20.3
Grand Valley SX1230	180	55.2	19.0
Grand Valley SX1216	178	52.3	20.6
DEKALB DK493	162	53.8	17.1
Mycogen 2500	155	55.3	17.5
Average	187	53.7	18.4

Table 3. Irrigated Grain Cultural Conditions in 1997

	Eaton	Julesburg	Rocky Ford	Wiggins	Yuma
Soil Type	Kim Loam	Keith Silt Loam	Silty Clay Loam	Valentine Sandy Loam	Haxtun Sandy Loam
Previous Crop	Sugar Beets	Corn	Pinto Beans	Corn	Corn
Fertilization					
N acre ⁻¹	130	175	180	225	250
P ₂ O ₅ acre ⁻¹	15	45	50	63	50
K ₂ O acre ⁻¹	0	0	0	27	7
Zn acre ⁻¹	1.5	0	0	1	.5
S acre ⁻¹	22	0	0	5	15
Herbicide	Dual Bladex Buctril Banvel	Basis Gold	Dual Bladex	Dual Bladex Tuff Banvel	Bicep Bullet
Insecticide	None	Pencap (Rootworm)	Comite (Mites)	Fortress (Rootworm)	Capture (Corn Borer)
Irrigation	Furrow	Sprinkler	Furrow	Sprinkler	Sprinkler

Table 4. Irrigated Corn Hybrid Performance at Julesburg in 1997¹

Hybrid	Grain		Test	Ear		Plant	
	Yield	Moisture	Weight	Lodging	Drop	Height	Density
	bu/ac	%	lb/bu	%	%	in	plants/a
DEKALB DK566 (BT)	174	16.5	57.0	34	6	81	36211
Grand Valley X3358	166	17.7	57.1	25	3	78	32861
Cargill 6888	160	19.9	57.1	33	3	81	31921
DEKALB DK569	158	16.7	56.4	22	4	82	32924
Pioneer brand 3489	156	18.8	58.2	43	4	81	31931
DEKALB DK566	156	16.3	57.0	27	9	80	36508
Stauffer 2625	155	16.7	56.5	25	3	86	33084
AgriPro AP 9460	149	17.2	56.0	21	4	79	33819
NC+ 3869	148	18.0	58.9	17	3	77	33227
Garst Seed 8550	147	17.1	58.5	21	4	72	33305
Mycogen 2689	144	17.7	57.7	18	7	84	33184
Wilson 1371	140	16.9	56.9	23	6	83	33941
Wilson 1390	139	17.2	57.0	17	7	89	30956
Kaystar KX-625	139	16.3	58.0	20	7	78	30804
Garst Seed 8541 (IT)	135	18.2	58.2	19	6	79	32563
Grand Valley SX1264	134	17.2	58.8	20	3	74	32531
Fontanelle 4997	133	18.4	59.9	15	4	74	32404
Fontanelle 4193	131	17.7	59.3	21	1	72	32126
AgriPro AP 9340	131	16.0	56.9	32	5	84	32717
DEKALB DK493 (BT)	129	16.3	58.1	31	12	80	34485
NC+ 3037	129	16.8	59.1	23	2	75	32117
Grand Valley X4684	128	17.0	58.0	28	5	79	32380
Asgrow RX601	128	16.8	58.1	27	4	78	35618
Wilson 1394	126	16.5	56.9	31	2	76	31757
Grand Valley SX1238	125	15.7	56.5	33	9	83	31461
Mycogen 2677	122	16.6	57.5	18	7	73	32304
Grand Valley SX1230	120	16.4	58.7	22	5	72	32085
AgriPro AP 9489	119	17.9	59.1	17	3	76	31837
Asgrow RX701	119	16.0	56.5	32	2	80	32126
Cargill 6303	117	17.4	57.9	22	6	74	33274
Grand Valley X9013	117	16.1	56.2	29	7	83	32992
Stauffer 2550	116	16.9	60.0	14	5	74	35299
Pioneer brand 3730	115	17.1	59.6	24	4	77	31532
LG Seeds LG2483	111	16.4	56.6	5	12	71	31321
AgriPro HY 9339	111	16.8	58.6	20	1	67	34561
DEKALB DK493	106	15.7	56.8	27	15	76	32942
DEKALB DK477	104	15.9	56.8	29	9	74	33578
LG Seeds LG2473	83	16.6	58.1	13	14	78	32380
Average	132	17.0	57.7	24	6	78	32923
CV%	12.2						
LSD _(.30)	14						

¹Trial conducted on the Gene Bauerle farm; seeded 4/30 and harvested 11/6. Trial was subjected to heavy snowfall and high winds immediately prior to harvest which resulted in severe lodging and ear drop. Pencap used to treat for corn rootworm.

Table 5. Average Irrigated Corn Hybrid Performance at Julesburg, 1996-97

Hybrid	Test		Grain
	Yield	Weight	Moisture
	bu/ac	lb/bu	%
Cargill 6888	160	57.1	19.9
DEKALB DK569	158	56.4	16.7
NC+ 3869	148	58.9	18.0
Wilson 1371	140	56.9	16.9
AgriPro AP 9340	131	56.9	16.0
Fontanelle 4193	131	59.3	17.7
Grand Valley SX1230	120	58.7	16.4
AgriPro AP 9489	119	59.1	17.9
Cargill 6303	117	57.9	17.4
AgriPro HY 9339	111	58.6	16.8
DEKALB DK493	106	56.8	15.7
Average	131	57.9	17.2

Table 6. Irrigated Corn Hybrid Performance at Rocky Ford in 1997¹

Hybrid	Grain		Test	Plant			Bloom ²
	Yield	Moisture	Weight	Lodging	Height	Density	
	bu/ac	%	lb/bu	%	in	plants/ac	date
Pioneer brand 3225	236	19.9	60.2	5	84	31672	195
Mycogen 2725	235	18.0	58.5	41	81	33124	196
DEKALB DK652	235	19.5	57.9	6	86	31763	196
Mycogen 7250	233	17.4	59.3	12	83	30855	194
Pioneer brand 32J55	230	20.8	60.8	25	86	34848	196
NC+ 5697	222	18.7	57.0	36	84	33396	196
Pioneer brand 3162	222	21.0	59.5	9	84	31490	195
Asgrow RX770	220	16.7	58.9	7	82	33124	194
Garst Seed 8543 (IT)	220	16.7	57.7	16	80	31672	195
Triumph 1514	218	17.6	57.5	44	80	29766	196
DEKALB DK641	217	17.6	60.0	36	87	31944	194
Pioneer brand 3341	214	16.7	61.8	36	83	32670	195
Grand Valley X5358	213	18.4	57.0	43	86	32670	196
Cargill 6888	212	18.2	58.2	51	83	31672	194
Patriot 6168	208	20.0	58.1	18	91	32035	197
Pioneer brand 3489	207	15.2	59.4	36	89	31944	193
Garst Seed 8326 (IT)	207	18.8	59.2	37	90	32216	195
DEKALB DK642	204	17.4	57.6	6	87	30674	196
DEKALB DK580	203	14.7	58.5	36	79	33578	194
Patriot 7172	192	18.6	57.6	36	95	30855	201
Cargill 6997	182	16.9	59.2	5	78	30311	194
Grand Valley X2438	181	16.9	59.5	71	83	30492	197
Asgrow RX897	181	19.1	59.8	54	87	32035	200
Patriot 6142	180	18.1	56.8	27	89	29675	199
Wilson 1792	176	20.6	59.4	64	87	29494	196
Asgrow RX938	174	22.7	59.6	37	92	29222	202
NC+ 5007	173	19.5	56.7	96	94	34304	198
Grand Valley X2415	164	15.8	58.4	58	92	29857	197
Average	206	18.3	58.7	34	86	31691	196
CV%	8.7						
LSD _(.30)	15						

¹Trial conducted on the Arkansas Valley Research Center; seeded 4/30 and harvested 10/22. Very low levels of ear drop were observed. Comite used to control Banks grass mite.

²Julian date.

Table 7. Average Irrigated Corn Hybrid Performance at Rocky Ford, 1996-97

Hybrid	Yield	Test	Grain
		Weight	Moisture
	bu/ac	lb/bu	%
Pioneer brand 3225	242	58.8	17.6
Mycogen 2725	240	56.9	15.7
DEKALB DK652	236	56.7	17.8
Mycogen 7250	235	57.8	16.4
Pioneer brand 3162	230	57.6	19.2
DEKALB DK641	229	58.3	16.2
DEKALB DK642	228	56.3	15.6
Pioneer brand 3489	222	57.2	14.1
Garst Seed 8326 (IT)	218	57.9	17.5
DEKALB DK580	209	57.5	13.8
Average	229	57.5	16.4

Table 8. Irrigated Corn Hybrid Performance at Wiggins in 1997¹

Hybrid	Yield	Grain	Test	Plant		
		Moisture	Weight	Lodging	Height	Density
	bu/ac	%	lb/bu	%	in	plants/ac
Pioneer brand 3489	225	17.8	57.8	14	93	35362
Mycogen 2677	215	16.2	56.9	3	80	34283
DEKALB DK569	214	17.3	56.8	20	89	36223
AgriPro AP 9489	207	18.3	58.0	4	83	35725
Grand Valley SX1264	206	17.2	58.2	9	79	35778
DEKALB DK566 (BT)	203	17.1	55.8	11	97	37039
DEKALB DK527	203	16.3	56.5	11	87	36505
LG Seeds LG2487	203	16.1	56.2	3	80	35880
Garst Seed 8550	202	17.1	57.0	4	78	36515
Garst Seed 8541 (IT)	198	17.5	56.4	9	87	36942
DEKALB DK560	198	16.8	55.6	14	85	35493
Mycogen 2598 (BT)	196	16.7	56.3	17	93	34959
Pioneer brand 3559	192	16.3	58.2	20	82	36136
Grand Valley X4684	192	17.2	56.8	13	79	34950
AgriPro AP 9340	191	15.3	55.6	12	84	37030
LG Seeds LG2483	191	16.2	53.5	5	77	35410
AgriPro HY 9339	189	17.4	56.5	10	84	37141
Grand Valley SX1230	188	15.8	57.1	13	77	35875
Grand Valley SX1238	187	15.7	55.3	5	90	36492
Cargill 4111	186	16.7	58.0	12	94	35689
Mycogen 2616 (IMI)	186	16.6	57.3	18	81	36760
Grand Valley X9013	185	15.5	54.0	32	90	35877
DEKALB DK493 (BT)	185	14.6	56.3	14	83	36317
Asgrow RX601	185	16.2	56.5	22	93	36997
AgriPro AP 9460	181	17.8	54.4	20	89	35558
LG Seeds LG2473	180	15.5	55.5	6	84	34372
DEKALB DK493	176	15.0	55.2	16	89	35983
Asgrow RX770	173	18.1	56.2	14	86	35120
Grand Valley SX1231	172	14.7	56.1	13	82	36655
Grand Valley SX1218	165	15.8	53.8	28	91	38043
Asgrow RX701	160	16.2	55.1	12	83	36436
Cargill 3677	151	14.8	58.1	9	79	35123
Cargill 3911	143	15.1	57.1	11	74	35694
Average	189	16.4	56.3	13	85	36011
CV%	8.5					
LSD _(.30)	14					

¹Trial conducted on the Larry Rothe farm; seeded 4/28 and harvested 10/29. Negligible ear drop. Fortress used to control corn rootworm.

Table 9. Average Irrigated Corn Hybrid Performance at Wiggins, 1996-97

Hybrid	Yield	Test	Grain
	bu/ac	lb/bu	%
DEKALB DK569	192	54.1	23.2
DEKALB DK560	177	53.9	22.6
DEKALB DK527	176	54.5	20.2
Grand Valley X4684	175	54.4	23.3
AgriPro HY 9339	172	54.1	22.0
AgriPro AP 9340	170	53.6	19.5
DEKALB DK493	169	53.8	17.2
Grand Valley SX1230	162	55.1	18.2
Grand Valley SX1231	159	54.0	18.6
Cargill 3677	151	56.0	16.3
Average	170	54.3	20.1

Table 10. Irrigated Corn Hybrid Performance at Yuma in 1997¹

Hybrid	Grain		Test	Plant		
	Yield	Moisture	Weight	Lodging	Height	Density
	bu/ac	%	lb/bu	%	in	plants/ac
DEKALB DK566 (BT)	223	16.2	58.0	5	101	35886
DEKALB DK580 (BT)	222	18.4	58.0	11	100	34564
Miller Preferred MP-1072	220	19.6	61.7	4	90	35403
DEKALB DK566	216	16.9	58.1	8	103	36348
DEKALB DK586	216	18.2	58.6	4	102	34031
Cargill 6888	211	21.5	57.3	5	96	33665
Patriot 5105	210	20.7	57.9	5	95	34217
NC+ 4880	210	21.4	57.6	3	97	34912
DEKALB DK569	210	18.9	57.4	9	100	34186
Grand Valley SX1264	206	18.8	59.3	4	89	32872
Kaystar KX-777	206	20.9	57.6	3	98	34025
Triumph 8810	205	16.3	56.7	11	98	34788
DEKALB DK493 (BT)	204	15.1	58.2	9	99	36729
Kaystar KX-625	203	16.2	58.9	2	93	33996
Patriot 6120	203	18.0	58.3	3	86	33373
NC+ 3869	202	18.6	59.6	3	91	35665
Wilson 1581	202	19.6	58.2	4	97	33359
LG Seeds LG2483	202	16.5	56.3	2	92	33497
Fontanelle 4997	201	19.6	61.2	3	96	33846
Asgrow RX601	201	17.6	58.9	9	96	33938
Wilson 1438	200	19.6	59.6	7	100	31840
LG Seeds LG2539	199	17.2	56.9	13	103	33465
LG Seeds LG2487	198	16.3	59.2	3	90	34322
Fontanelle 4193	197	18.4	59.7	3	93	32570
Cargill 6303	197	17.9	57.9	4	93	34986
DEKALB DK527	196	16.4	58.5	9	96	34472
Grand Valley X4684	196	19.4	58.5	4	96	34388
Asgrow RX770	194	23.2	56.9	5	97	33590
LG Seeds LG2574	193	17.5	57.5	9	94	33997
Wilson 1390	193	18.3	58.7	6	102	34259
Mycogen 2598 (BT)	192	17.7	57.6	3	102	33293
Wilson 1394	192	17.9	57.6	6	92	33415
Asgrow RX701	190	18.8	57.9	7	92	32380
Mycogen 2674	187	20.1	59.5	3	99	34764
Pioneer brand 3559	186	18.0	59.8	8	93	34757
Wilson 1371	183	19.8	57.2	6	102	35052
Pioneer brand 3568	182	17.1	59.0	3	102	32966
Grand Valley X3358	180	19.1	57.9	3	100	34017
Mycogen 2616 (IMI)	172	18.2	58.9	10	98	34757
LG Seeds LG2473	169	15.7	58.3	2	95	32263
Grand Valley X3313	167	17.4	57.6	14	107	33039
Triumph 9932	167	16.5	59.1	5	91	33933
Average	198	18.3	58.4	6	97	34091
CV%	7.1					
LSD _(.30)	12					

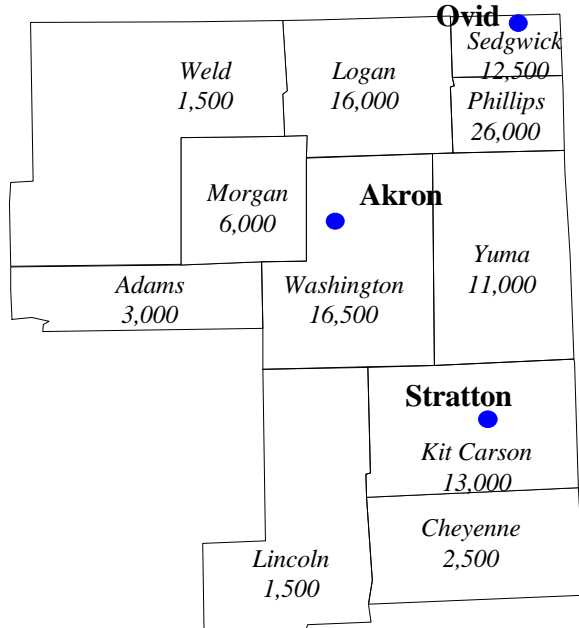
¹Trial conducted on the Byron Weathers farm; seeded 5/7 and harvested 10/30. Almost no ear drop. Capture applied to control corn borer.

Table 11. Average Irrigated Corn Hybrid Performance at Yuma, 1996-97

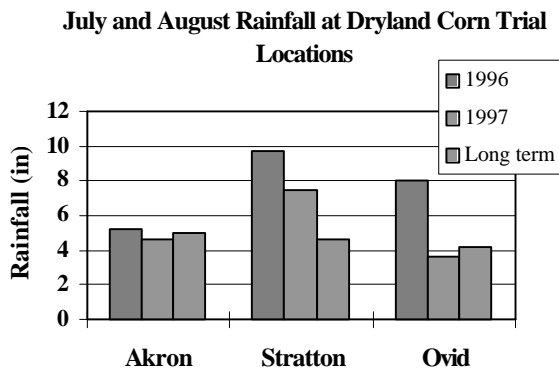
Hybrid	Test		Grain
	Yield	Weight	Moisture
	bu/ac	lb/bu	%
Grand Valley SX1264	206	59.3	18.8
DEKALB DK566	186	55.0	18.3
Fontanelle 4193	185	56.9	21.5
NC+ 3869	183	56.8	21.9
Kaystar KX-777	182	56.3	22.3
DEKALB DK569	181	54.2	19.8
NC+ 4880	180	54.2	25.9
Cargill 6888	178	54.0	24.3
DEKALB DK527	174	55.8	17.6
Wilson 1581	172	55.5	23.2
Asgrow RX601	171	55.9	20.4
Cargill 6303	171	55.1	20.2
Mycogen 2674	171	56.5	21.8
Asgrow RX701	167	54.7	20.8
Wilson 1371	166	53.9	21.8
Triumph 9932	151	56.2	17.4
Average	175	55.3	21.4

Dryland Hybrid Grain Corn Performance Data

Three dryland corn trial locations and Northeastern Colorado counties with 1996 acreage harvested.



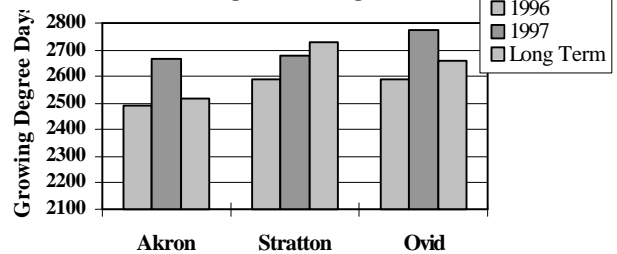
Northeastern Colorado growers have been adopting more intensive dryland cropping systems as shown by increased dryland corn acreage which rose from 26,000 acres in 1990 to 104,000 acres in 1996. Most of the acreage is found in nine NE Colorado counties. CSU agronomists, G. Peterson and D. Westfall, have conducted cropping systems trials at Sterling and Stratton since 1988 with dryland corn as a rotation crop. In their on-farm trials, dryland corn averaged 61 bu/ac at Sterling and 75 bu/ac at



Stratton.

Nielsen et al. (1996) determined that 70% of variation in dryland corn yield can be explained by rainfall during the six-week period, from 15 July to 25 August, corresponding to tasseling, silking, and early grain-filling. The 1997 dryland corn crop was aided by normal amounts of well-distributed precipitation during the growing season with the

1997 GDD for Dryland Corn Trials compared to GDD for 1996 and Long Term Average GDD



exception of Akron that received below normal amounts of rain in July.

More favorable precipitation distribution and more GDD at our three trial sites led to higher average dryland corn yields in 1997 (86 bu/ac) than in 1996 (74 bu/ac), and much higher than 1995 yields of 35 bu/ac.

Reference: Nielsen, D., Peterson, G., Anderson, R., Ferreira, V., Shawcroft, W. and Remington, K. 1996. Estimating Corn Yields From Precipitation Records. Conservation Tillage Fact Sheet #2-96. USDA-ARS, P.O. Box 400, Akron, CO.

Table 12. Dryland Cultural Conditions in 1997

	Akron	Ovid	Stratton
Soil Type	Rago Silt Loam	Keith Silt Loam	Keith Silt Loam
Previous Crop	Wheat	Wheat	Corn
Fertilization			
N lb acre ⁻¹	50	70	100
P ₂ O ₅ lb acre ⁻¹	0	25	30

Herbicide	Roundup Atrazine Frontier Tuff	Roundup Atrazine Bicep-Lite	Marksman
Insecticide	None	None	Counter (Rootworm)

Table 13. Dryland Corn Hybrid Performance at Akron in 1997¹

Hybrid	Yield bu/ac	Grain	Test	Ear	Density plants/ac
		Moisture %	Weight lb/bu	Height in	
Asgrow RX701	96	20.9	56.6	28	17082
DEKALB DK527	91	18.5	57.4	23	15859
AgriPro HY 9339	87	19.2	58.3	25	16326
AgriPro AP 9489	82	20.6	59.0	24	17087
Asgrow RX601	80	20.1	57.4	28	16297
Mycogen 2545	80	18.7	58.2	24	16399
DEKALB DK493	76	20.5	57.0	26	16948
Grand Valley SX1231	74	17.7	58.2	27	16265
NK brand N4640	73	17.2	57.5	20	17287
AgriPro AP 9340	71	18.0	58.2	25	14952
NK brand N4242	70	19.3	58.5	21	16119
Pioneer brand 3730	70	18.0	58.8	22	16326
Cargill 3911	68	18.2	58.4	23	17624
Cargill 4111	66	18.1	58.3	26	16675
DEKALB DK493 (BT)	66	20.9	56.6	24	16675
Mycogen 2500	66	17.0	59.0	23	16533
DEKALB DK566 (BT)	64	20.1	56.2	24	17696
Pioneer brand 3893	63	17.6	57.5	28	16464
Garst Seed 8692 (IT)	58	20.1	58.9	22	15966
NK brand N3030	58	19.0	58.9	21	16199
Triumph 2311	57	17.2	57.4	28	15722
Average	72	18.9	57.9	24	16500
CV%	24.2				
LSD _(.3)	13				

¹Trial conducted on the Central Great Plains Research Center; seeded 5/6 and harvested 10/16. No ear drop and almost no lodging.

Table 15. Dryland Corn Hybrid Performance at Ovid in 1997¹

Hybrid	Yield bu/ac	Grain	Test	Ear		
		Moisture %	Weight lb/bu	Lodging %	Height in	
Pioneer brand 3655	126	15.3	58.2	2	33	16255
Kaystar KX-600	119	16.2	56.7	0	31	17011
Garst Seed 8692 (IT)	116	17.0	59.6	0	29	16311
AgriPro HY 9339	115	15.9	57.2	0	32	17015
AgriPro AP 9340	114	15.1	56.3	0	34	17212
Grand Valley SX1230	114	15.4	58.2	0	33	17080
Mycogen 2545	114	15.1	57.9	0	33	17356
AgriPro AP 9489	113	17.3	57.7	0	34	16458
DEKALB DK493 (BT)	110	14.2	56.2	5	33	17781
Pioneer brand 3730	108	14.9	58.2	0	33	16808

NK brand N4640	106	14.3	57.1	0
DEKALB DK566 (BT)	104	14.5	55.2	2
NK brand N4242	103	14.6	57.0	2
Mycogen 2500	99	14.5	56.6	4
NK brand N3030	94	14.8	58.6	3
Average	110	15.2	57.4	1
CV%	12.0			
LSD _(.3)	10			

¹Trial conducted on the Dean Pirrie farm; seeded 5/7 and harvested 10/20. Negligible ear drop.

Table 14. Average Dryland Corn Hybrid Performance at Akron, 1996-97

Hybrid	Yield bu/ac	Grain	Test
		Moisture %	Weight lb/bu
DEKALB DK527	82	16.6	55.4
DEKALB DK493	78	18.1	55.6
NK brand N4640	75	15.4	56.3
NK brand N4242	73	16.3	56.4
NK brand N3030	65	17.0	57.0
Garst Seed 8692 (IT)	64	18.3	57.9
Average	73	16.9	56.4

Table 16. Average Dryland Corn Hybrid Performance at Ovid, 1996-97

Hybrid	Yield	Grain Moisture	Test Weight
	bu/ac	%	lb/bu
Kaystar KX-600	119	16.2	56.7
Garst Seed 8692 (IT)	116	17.0	59.6
Pioneer brand 3730	108	14.9	58.2
Average	114	16.0	58.2

Table 17. Dryland Corn Hybrid Performance at Stratton in 1997¹

Hybrid	Grain		Test		Ear	
	Yield	Moisture	Weight	Lodging	Height	Density
	bu/ac	%	lb/bu	%	in	plants/ac
DEKALB DK566 (BT)	94	16.7	54.1	13	28	18445
DEKALB DK569	92	19.8	54.1	12	22	18173
DEKALB DK493 (BT)	87	17.0	55.0	10	24	18015
DEKALB DK493	84	16.1	54.8	6	22	17765
AgriPro AP 9489	83	22.0	56.1	6	22	18925
Asgrow RX770	83	25.3	53.9	9	21	17972
LG Seeds LG2537	79	23.3	55.8	4	25	17628
Asgrow RX601	78	19.9	55.9	19	24	16871
AgriPro AP 9565	78	23.1	55.0	12	21	18028
NK brand N4242	76	16.9	56.4	10	20	18315
Asgrow RX701	76	22.4	54.2	17	25	17696
Mycogen 2545	73	18.1	56.4	11	23	17902
NK brand N4640	71	17.9	56.9	16	20	17009
Mycogen 2500	67	18.5	57.2	7	19	18043
Pioneer brand 3730	63	19.0	57.8	13	19	17696
Pioneer brand 3893	59	18.2	57.9	21	21	17084
NK brand N3030	51	18.6	57.5	29	18	16439
Average	76	19.6	55.8	12	22	17765
CV%	16.8					
LSD _(.3)	9					

¹Trial conducted on the Pautler Bros. farm; seeded 5/8 and harvested 10/17. Ear drop was negligible. Counter applied to control corn rootworm.

Table 18. Average Dryland Corn Hybrid Performance at Stratton, 1996-97

Hybrid	Grain		Test
	Yield	Moisture	Weight
	bu/ac	%	lb/bu
DEKALB DK493	90	18.2	53.2
Asgrow RX601	84	23.9	54.0
Pioneer brand 3730	77	18.3	56.0
Average	84	20.1	54.4

Western Slope Hybrid Grain Corn Performance Data

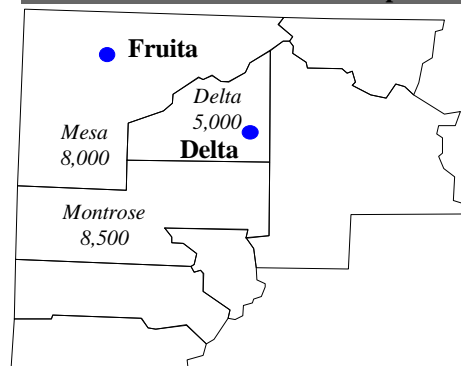
Over 3,500,000 bu of grain corn were produced on about 23,000 acres of irrigated farmland on the Western Slope in 1996, bringing in close to \$10 million to local producers. Calvin Pearson and Harold Golus of the Colorado Experiment Station annually evaluate long-season and short-season corn hybrids to provide reliable and unbiased information to Western Slope producers.

Like in Eastern Colorado, the growing degree days on the Western Slope in 1997 were like long term average growing degree days for the May 1 through September 30 period.

Western Slope trials again produced some extraordinarily high grain yields.

Due to adverse weather conditions, results from the Delta trial were not available at the time this report went to press. Delta results can be obtained after December 15 from Cynthia Johnson telephone (970) 491-1914; fax number (970) 491-2758; or e-mail cjohnson@ceres.agsci.colostate.edu. or from Harold Golus, telephone

Two Western Slope corn trial locations and 1996 acreage harvested for the three most important grain corn producing counties of the Western Slope.



(970) 858-0461.

Table 19. Western Slope Grain Cultural Conditions in 1997

	Fruita Short Season	Fruita Long Season
Soil Type	Youngston Clay Loam	Youngston Clay Loam
Previous Crop	Corn	Corn
Fertilization		
N lb acre ⁻¹	215	215
P ₂ O ₅ acre ⁻¹	90	90
Herbicide	Harness	Harness
Insecticide	Comite Dimethoate Capture	Comite Dimethoate Capture
Irrigation	Furrow	Furrow

Table 20. Irrigated Long Season Corn Hybrid Performance at Fruita in 1997 ¹

Hybrid	Yield	Grain	
		Moisture	Density
	bu/ac	%	plants/ac
DEKALB DK641	304	20.9	33550
DEKALB DK626	295	19.5	32531
DEKALB DK604	274	17.6	33736
Grand Valley X2415	267	20.6	30724
Mycogen 7250	267	19.8	31094
Grand Valley X2458	261	18.2	30631
Mycogen 2725	260	19.9	31233
DEKALB DK595	260	17.6	31651
Patriot 5105	254	18.9	32485
Patriot 5070	237	18.7	30399
Average	268	19.2	31803
CV%	6.0		
LSD _(.30)	12		

¹Trial conducted on the Fruita Research Center; seeded 5/12 and harvested 11/6. There was no more than 2% lodging for any hybrid.

Table 22. Irrigated Short Season Corn Hybrid Performance at Fruita in 1997 ¹

Hybrid	Yield	Grain	
		Moisture	Density
	bu/ac	%	plants/ac
Grand Valley SX1238	254	16.9	33411
Grand Valley X7258	247	18.3	32207
Grand Valley X9013	234	16.7	32948
Grand Valley SX1264	233	17.5	33087
DEKALB DK512	232	15.8	31975
DEKALB DK493	228	15.6	32068
DEKALB DK477	224	14.9	32438
Patriot 4007	220	15.8	30955
Grand Valley SX1215	214	15.7	33180
Grand Valley SX1218	208	17.4	33643
Patriot 3950	200	14.2	32068
Patriot 3991	200	14.8	33041
Patriot 4010	174	14.9	31419
Average	221	16.0	32495
CV%	6.0		
LSD _(.30)	10		

¹Trial conducted on the Fruita Research Center; seeded 5/12 and harvested 11/6. There was no more than 3% lodging for any hybrid.

Table 21. Average Irrigated Long Season Corn Hybrid Performance at Fruita, 1996-97

Hybrid	Yield	Grain
		Moisture
	bu/ac	%
DEKALB DK626	290	18.4
DEKALB DK641	279	18.9
Mycogen 2725	273	19.0
Mycogen 7250	269	19.1
DEKALB DK604	269	16.4
Patriot 5105	264	18.1
Average	274	18.3

Table 23. Average Irrigated Short Season Corn Hybrid Performance at Fruita, 1996-97

Hybrid	Yield	Grain
		Moisture
	bu/ac	%
Grand Valley X7258	248	17.1
Grand Valley SX1264	237	16.6
DEKALB DK512	228	15.5
DEKALB DK493	227	15.3

DEKALB DK477	210	14.6
Average	230	15.8

Hybrid	Yield	Grain Moisture
--------	-------	-------------------

Corn Silage Hybrid Performance Data for Eastern Colorado and the Western Slope

Colorado farmers plant about 100,000 acres of corn for silage each year with average yields of 18-20 Tons per acre. Corn seed for silage in Colorado represents sales of about \$3 million. Colorado State University personnel evaluate commercial corn silage hybrids at multiple locations to provide reliable and unbiased hybrid performance information to Colorado corn growers.

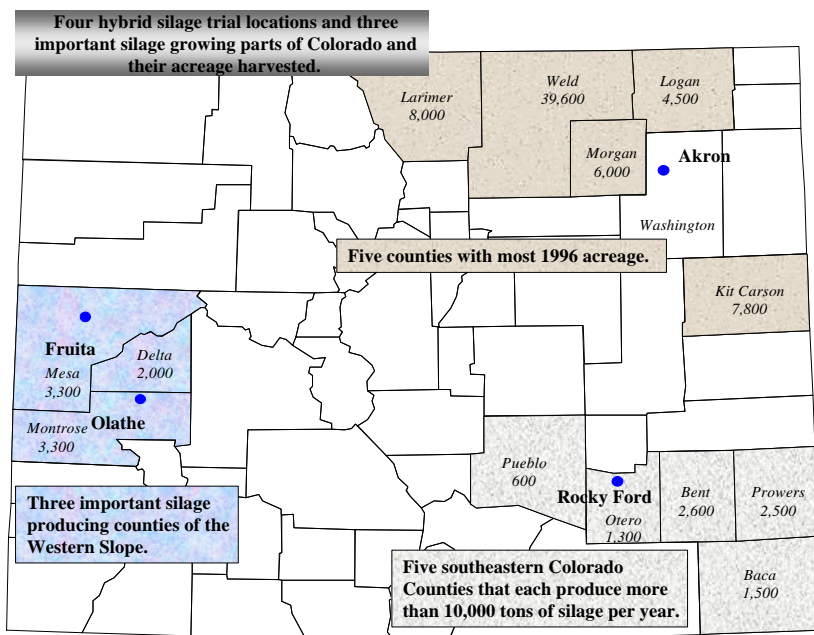
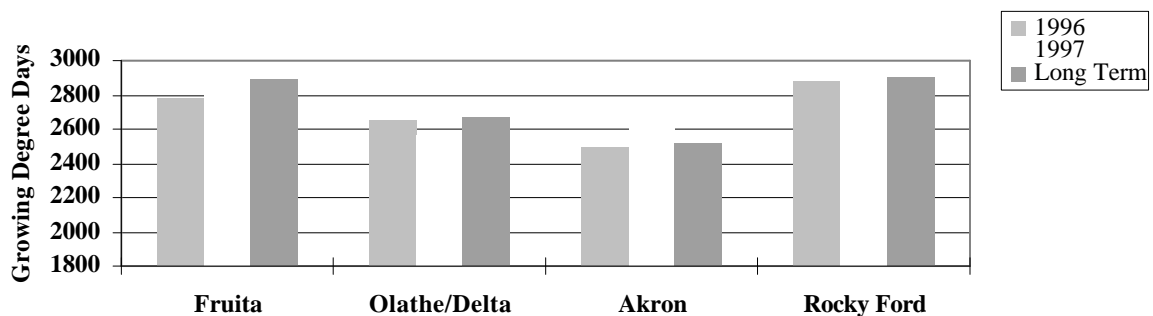


Table 24. Silage Cultural Conditions in 1997

	Akron	Rocky Ford	Olathe	Fruita
Soil Type	Norka-Colby Loam	Silty Clay Loam	Loam	Ravola Clay Loam
Previous Crop	Corn	Pinto Beans	Corn Silage	Pinto Beans
Fertilization				
N lb acre ⁻¹	100	180	190	215
P ₂ O ₅ lb acre ⁻¹	0	50	50	90
Herbicide	Atrazine Frontier Tuff	Dual Bladex	Harness Bladex	Harness
Insecticide	None	Comite	Lorsban Comite Dimethoate	Comite Dimethoate Capture
Irrigated	Sprinkler	Furrow	Furrow	Furrow

Table 25. Corn Silage Hybrid Performance

1996, 1997, and Long Term GDD for CSU's Four Silage Hybrid Trial Location in 1997



formance at Akron in 1997¹

Hybrid	Yield	Plant	
		Height	Density
	t/ac	in	plants/ac
Triumph TRX7302	18.0	92	35047
Asgrow RX938	17.8	97	34066
Cargill 8328	17.7	104	33624
Kaystar KX-909	17.4	90	32986
Garst Seed 8315	17.3	95	35008
Asgrow RX701	17.1	86	35099
DEKALB DK641	16.6	91	34611
Asgrow RX897	16.6	95	35993
Asgrow RX601	16.5	85	33486
Grand Valley X2415	16.1	96	34575
Patriot 4055	15.0	87	27198
Asgrow RX770	14.5	83	36147
AgriPro AP 9572	14.1	86	33236
Average	16.5	91	33929
CV%	15.4		
LSD _(.30)	2		

¹Trial conducted on the Central Great Plains Research Center; seeded 5/5 and harvested 9/23. Irrigation problems were the reason silage yields were low in this trial.

Table 26. Corn Silage Hybrid Performance at Rocky Ford in 1997¹

Hybrid	Yield	Lodging	Plant		Silking
			Height	Density	
	t/ac	%	in	plants/ac	date
Pioneer brand 3223	38.9	7.7	92	33880	199
Mycogen 2868	35.3	2.7	88	32472	199
DEKALB DK642	33.8	1.4	87	30536	198
Cargill 8328	33.7	1.2	92	33440	200
Triumph 2010	33.3	15.1	93	31680	200
Mycogen 7885	32.6	1.5	89	31504	201
Cargill 9027	32.5	19.7	92	29920	199
DEKALB DK641	32.5	3.8	87	32736	196
Asgrow RX938	32.5	2.9	93	28952	202
Asgrow RX897	32.4	4.0	90	32912	201
Pioneer brand 3173	32.0	7.1	94	30536	200
Garst Seed 8315	31.9	2.6	94	34232	201
Pioneer brand 3260	29.3	7.7	91	32560	199
Wilson Demand 118	29.3	5.2	84	31152	204
Asgrow RX770	28.3	0.0	84	32208	196
Grand Valley SX1550	28.2	22.1	94	31856	197
Wilson E975300	24.7	2.9	87	32384	197
Average	31.8	6.3	90	31939	199
CV%	8.0				
LSD _(.30)	2				

¹Trial conducted on the Arkansas Valley Research Center; seeded 4/30 and harvested 9/10.

²Julian date.

Table 27. Average Corn Silage Hybrid Performance at Rocky Ford, 1996-97

Hybrid	Yield	
	t/ac	Moisture %
Garst Seed 8315	36.3	65.1
Pioneer brand 3223	36.2	65.4
Pioneer brand 3173	35.9	65.5
DEKALB DK642	35.7	61.3
Triumph 2010	35.2	63.4
Cargill 8328	34.9	60.2
DEKALB DK641	34.8	60.4
Wilson Demand 118	34.3	68.0
Cargill 9027	33.8	63.8
Grand Valley SX1550	27.1	61.7
Average	34.4	63.5

Table 28. Irrigated Silage Hybrid Performance at Fruita in 1997¹

Hybrid	Yield	Moisture	Density
	t/ac	%	plants/ac
Grand Valley SX1545	42.3	66.6	31912
Grand Valley SX1550	36.6	69.5	32954
DEKALB DK641	36.0	65.2	33428
DEKALB DK687	34.7	69.3	29734
DEKALB DK720 S	34.3	71.2	31439
Grand Valley X2415	33.8	70.2	29545
Average	36.3	68.7	31502
CV%	6.4		
LSD _(.30)	2		

¹Trial conducted on the Fruita Research Center; seeded 5/12 and harvested 9/11.

Table 30. Irrigated Silage Hybrid Performance at Olathe in 1997¹

Hybrid	Yield	Moisture	Density
	t/ac	%	plants/ac
Mycogen 7885	33.4	74.8	33260
DEKALB DK641	33.4	70.7	33532
Garst Seed 8314	33.1	75.0	31626
Grand Valley SX1356	31.5	70.9	33351
DEKALB DK687	30.4	75.0	30674
Grand Valley X2415	30.1	75.5	31218
Mycogen 2689	29.6	69.4	33351
Grand Valley X2458	28.1	71.4	31037
DEKALB DK720 S	27.8	77.0	32080
Average	30.8	73.3	32236
CV%	7.3		
LSD _(.30)	2		

¹Trial conducted on the David Seymour farm; seeded 5/5 and harvested 9/2.

Table 29. Average Irrigated Silage Hybrid Performance at Fruita, 1996-97

Hybrid	Yield	Moisture
	t/ac	%
Grand Valley SX1545	40.9	64.6
Grand Valley SX1550	38.5	65.5
DEKALB DK641	36.5	61.7
DEKALB DK687	34.8	67.8
Average	37.7	64.9

Table 31. Average Irrigated Silage Hybrid Performance at Olathe, 1996-97

Hybrid	Yield	Moisture
	t/ac	%
Grand Valley SX1356	31.0	70.1
Garst Seed 8314	30.7	75.5
DEKALB DK641	30.6	71.5
Mycogen 2689	29.1	69.8
DEKALB DK687	28.7	75.0
Average	30.0	72.4

Seed Company Entrants in the 1997 Colorado Corn Performance Trials

BRAND/HYBRID	ENTRANT	ADDRESS	TELEPHONE
AgriPro	AgriPro Seeds, Inc.	23959 580 th Avenue, Ames, IA 50010	(800) 373-1741
Asgrow	Asgrow Seed Co.	PO Box 1945, Plainview, TX 79073	(806) 293-8559
Cargill	Cargill Hybrid Seeds	PO Box 5645, Minneapolis, MN 55440	(612) 742-6731
DEKALB	DEKALB Genetics Corp.	3100 Sycamore Rd., DeKalb, IL 60115	(815) 758-3461
Fontanelle	Fontanelle Hybrids	10981 8 th Street, Nickerson, NE 68044-9706	(402) 721-1410
Garst	Garst Seed Co.	2938 Kyle Circle, Loveland, CO 80537-7843	(970) 962-9632
Grand Valley	Grand Valley Hybrids, Inc.	840 23 Road, Grand Junction, CO 81505	(970) 243-3115
Kaystar	Kaystar Seed	702 3 rd Street SW, PO Box 947, Huron, SD 57350	(605) 352-8791
LG	LG Seeds	3551 Country Road F, PO Box 88, Tekamah, NE 68061	(800) 752-6574
Midwest	Midwest Seed Genetics	PO Box 518, Carroll, IA 51401	(712) 792-6691
Miller Preferred	Miller Preferred Seeds	1600 Cornhusker Hwy, PO Box 81823 Lincoln, NE 68501	(402) 438-1232
Mycogen	Mycogen Seeds	RR 1 Box 22A, York, NE 68467	(402) 362-3094
NC+	NC+ Hybrids	PO Box 4408, Lincoln, NE 68504	(402) 467-2517
Northrup King	Novartis Seeds, Inc.	11939 A Sugar Mill Road, Longmont, CO 80501	(800) 521-7012
Patriot	Patriot Seed Co.	208 S. Worrell, Box 97, Bowen, IL 62316	(217) 842-5612
Pioneer	Pioneer Hi-Bred Int'l., Inc.	1616 So. Kentucky St., Ste C-150, Amarillo, TX 79102	(806) 356-0160
Stauffer	Stauffer Seeds, Inc.	PO Box 68, Aurora, NE 68818	(402) 694-4062
Triumph	Triumph Seed Co, Inc.	PO Box 1050, Hwy 62 Bypass, Ralls, TX 79357	(806) 253-2584

BRAND/HYBRID ENTRANT

Wilson Wilson Seeds, Inc.

ADDRESS

PO Box 391, Harlan, IA 51537

TELEPHONE


(712) 755-3841

Entry Forms for 1998 Trials

Entry forms for 1998 trials may be obtained from the Department of Soil and Crop Sciences, Colorado State University, by contacting Cynthia Johnson, Research Associate, C-4 Plant Science Building, Fort Collins, CO 80523; Telephone (970) 491-1914; FAX number (970) 491-2758; or e-mail cjohnson@ceres.agsci.colostate.edu. For Western Slope entry blanks, contact Harold Golus, Fruita Research Center, 1910 L Road, Fruita, CO 81521; Telephone (970) 858-0461

Additional Copy Request

Additional copies of this report may be ordered from Crops Testing, Cynthia Johnson at C-4 Plant Science Building, Fort Collins, CO 80523; Telephone (970) 491-1914; FAX number (970) 491-2758; or e-mail cjohnson@ceres.agsci.colostate.edu for \$3/copy.



***For the Fastest Access to Up-to-Date Variety Information
Come and See Us On the Net***

<http://www.colostate.edu/Depts/SoilCrop/extens.html>

Extension Information

*1997 Colorado Corn Hybrid Performance Trials
1997 Colorado Sunflower Hybrid Performance Trials
1997 Northeastern Colorado Pinto Bean Variety Performance Trials
Collaborative On-Farm Test (COFT) Results for 1997
1997 CSU Winter Wheat Variety Performance Trial Results
and much more..,*

Colorado State University does not discriminate on the basis of race, color, religion, national origin, sex, age, veteran status, or handicap. The University complies with the Civil Right Act of 1964, related Executive Orders 11246 and 11375, Title IX of the Education Amendments Act of 1972, Sections 503 and 504 of the Rehabilitation Act of 1973, Section 402 of the Vietnam Era Veteran's Readjustment Act of 1974, the Age Discrimination in Employment Act of 1967, as amended, and all civil rights laws of the State of Colorado. Accordingly, equal opportunity for employment and admission shall be extended to all persons and the University shall promote equal opportunity and treatment through a positive and continuing affirmative action program. The Office of Equal Opportunity is located in Room 21, Spruce Hall. In order to assist

Colorado State University in meeting its affirmative action responsibilities, ethnic minorities, women, and other protected class members are encouraged to apply and to so identify themselves.